

Printing in Texas History

Grade Levels: 6-8



Subject Areas: Texas History, U.S. History, Social Studies, and Humanities

Learning Objectives

- The history of journalism and newspaper publishing in early Texas and American History
- The history of newspaper, journalism, people and treaties through Mexican and Texas history

Students will learn to:

- Use primary and secondary sources, including original artifacts, to discuss the importance of word choice and purpose.
- Identify the history and development of Texas Independence and currency through people and events during specific times before Texas joined the United States.
- Demonstrate an understanding of the different forms of media and printing styles.

Lesson Details

1. Pre-arrival lesson options: vocabulary activity and word search
2. Main lesson ideas:
 - Distribute the profile on Samuel Bangs, one of the important early printers in Texas
 - Design your own handbill lesson for students
 - Design your own currency lesson
 - Mexican Revolution Comic activity
3. Post-visit lesson options: discussion/reflection questions and post-visit activity.

Vocabulary words associated with lesson:

Albion press, annexation, broadside, colonization, currency, decree, facsimile, frontier, gazette, handbill, independence, liberty, newspaper, primary source, printer, printing press, republic, revolution, secondary source, typesetter

Applicable TEKS*

Social Studies (6th-8th): 6.1.A-B; 6.2.A-B; 6.6.A-C; 6.7.B; 6.11.A-B; 6.12.A-B; 6.16.A-C; 6.17.A; 6.18.A-C; 6.19.A-C; 6.21.A-E; 6.22; 7.1.A; 7.2.A-F; 7.4.A; 7.7.E; 7.18.A-D; 7.19.A; 7.20.A-F; 7.22.A-C; 8.1.A-B; 8.2.A-B; 8.4.A-B; 8.5.C; 8.6.A-B; 8.8.A-D; 8.15.A-C; 8.19.A-C; 8.20.A; 8.21.A-B; 8.23.A-E; 8.24.B; 8.27.A-C; 8.28.A-B; 8.29.A-H; 8.20.A-C; 8.31

American History (11th): 11.1.A-C; 11.9.A; 11.15.A; 11.16.E; 11.17.A; 11.18.B-C; 11.21.A-B; 11.22.A-C; 11.24.A-C; 11.25.A,C; 11.26.A; 11.27.A-B; 11.28.A-E; 11.29.A-B; 11.30.A-B; 11.31

Humanities: 1.A-B; 2.A-D; 3.B-C; 4.C-D; 5.A-B

As a courtesy, these items are complimentary from The Printing Museum, and we kindly ask that these lessons aren't distributed to schools and classes that are not coordinating a lesson or trip with The Printing Museum. Thank you.

*TEKS as of July 2021.

Vocabulary

Name: _____

For each section write the vocabulary word in the top, and circle the part of speech it is. Then, define it, write a few synonyms, and a sentence using the word.

Word	
Definition	Synonyms
Noun Verb Adj. Adv.	
Sentence	

Word	
Definition	Synonyms
Noun Verb Adj. Adv.	
Sentence	

Word	
Definition	Synonyms
Noun Verb Adj. Adv.	
Sentence	

Word	
Definition	Synonyms
Noun Verb Adj. Adv.	
Sentence	

Word	
Definition	Synonyms
Noun Verb Adj. Adv.	
Sentence	

Word	
Definition	Synonyms
Noun Verb Adj. Adv.	
Sentence	

Vocabulary

Name: _____

For each section write the vocabulary word in the top, and circle the part of speech it is. Then, define it, write a few synonyms, and a sentence using the word.

Word	
Definition	Synonyms
Noun Verb Adj. Adv.	
Sentence	

Word	
Definition	Synonyms
Noun Verb Adj. Adv.	
Sentence	

Word	
Definition	Synonyms
Noun Verb Adj. Adv.	
Sentence	

Word	
Definition	Synonyms
Noun Verb Adj. Adv.	
Sentence	


Word	
Definition	Synonyms
Noun Verb Adj. Adv.	
Sentence	

Word	
Definition	Synonyms
Noun Verb Adj. Adv.	
Sentence	

Crossword

Name: _____

Use the correct vocabulary word to the definition.



Down

1. press, a mechanical device for applying pressure to an inked surface resting upon a print medium, thereby transferring the ink
2. the action or process of settling among and establishing control over the indigenous people of an area
3. press, a model of early iron hand printing press, originally designed and manufactured in London by Richard Whittaker Cope
5. a paper that is printed and distributed usually daily or weekly and that contains news, articles of opinion, features, and advertising
6. form of government in which a state is ruled by representatives of the citizen body
7. a line or border separating two countries
9. a person whose job or business is commercial printing
10. a large sheet of paper printed on one side only. Historically used for announcing events or proclamations, as posters, or advertisements.
11. an exact copy, especially of written or printed material
12. the forcible acquisition of one state's territory by another state
17. the state of being free within society from oppressive restrictions imposed by authority on one's way of life, behavior, or political views

Across

4. a small printed advertisement or other notice distributed by hand
8. free from outside control; not depending on another's authority.
13. an exact copy, especially of written or printed material
14. source, works that analyze, assess, or interpret a historical event era or phenomenon
15. a system of money in general use in a particular country
16. a fundamental and relatively sudden change in political power and political organization which occurs when the population revolts against the government, typically due to perceived oppression or political incompetence
18. a person who typesets text
19. source, a first-hand or contemporary account of an event or topic
20. a journal or newspaper

Samuel Bangs (ca. 1798–1854)

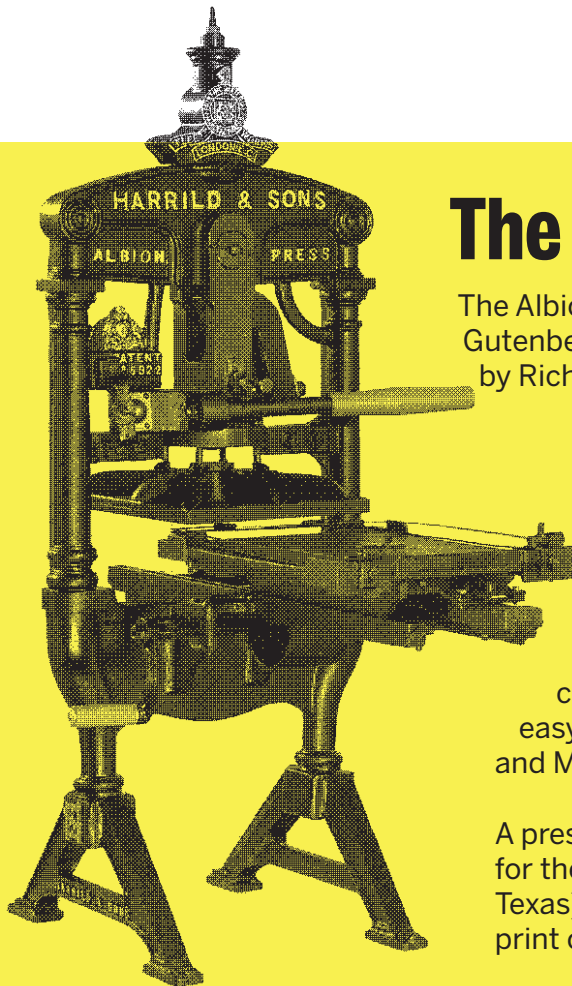
Name: _____

Key figure of Texas Printing History

The first printer in Texas, west of the Mississippi, and three Mexican states

Samuel Bangs left New England and joined Francisco Xavier Mina's expedition in support of Mexican freedom from Spanish rule. He was captured by Royalists and put to work as a printer. He often was forced to be creative with limited materials, and glued writing paper together to make paper large enough for broadside printing. After being freed years later by the Mexican Revolution, he then went on to print for the Mexican government. Bangs ultimately printed under Spanish, Mexican, Texan, and American rule, and his newspapers, government documents, and more tell the turbulent story of Texan history.

- ★ He was an ingenious and technically skilled printer. He used horseshoes and nails to create his own printing materials.
- ★ He printed some of the most important documents as a government printer for Mexico in Ciudad Victoria.
- ★ He used a combination of italic and roman style letters when printing.
- ★ He was imprisoned for seven years and declared dead by his family! Later in his life, he was also robbed by highwaymen bandits.
- ★ After being required to convert to Roman Catholicism and become a Mexican citizen, he adopted a Hispanicized name: Jose Manuel Bangs.
- ★ He lost his land due to a dishonest lawyer, Thomas Jefferson Chambers.



The Albion Press

The Albion Press, a platen press similar in design to the Gutenberg Press, was developed in London in the early 1820s by Richard Whittaker Cope. It is thought that Cope chose the name "Albion," a lyrical term poets had used to describe England, in response to the recent arrival of the Columbian Press with its American eagle ornaments. This version of the Albion, manufactured by Harrild & Sons of London, was known as a portable overland press. Unlike most cast-iron hand presses of the time, which were bulky, heavy, and unsuited to moving by wagon or stage, the Albion could be broken down into six parts for comparatively easy transport over long distances in the United States and Mexico.

A press similar to this Albion was acquired by Samuel Bangs for the state government of *Coahuila y Tejas* (Coahuila and Texas) circa 1829. Over the next two decades, it was used to print official government materials.

Make Your Own Handbill

Name: _____

In the past, social media and the internet wasn't around to attract people's attention. Printed fliers, called handbills, were created to get people's attention. Below are two options for your activity.

Option 1: Pretend that you have just been hired by the Texas Department of Tourism. Your job is to write a description of your state that makes people want to come to the great state of Texas and purchase land.

Option 2: In the space below, or on the back, design a creative "Gone To Texas" broadside (poster) that you could hang on your door if you were moving to Texas in the early 1800's. Your poster should include elements that represent you and Texas.

Be specific and use lots of details based on what you have learned in class and at the museum. Remember the fine print!

Historical Examples

TEXAS FOREVER!!

The usurper of the South has failed in his efforts to enslave the freemen of Texas.
The wives and daughters of Texas will be saved from the brutality of Mexican soldiers.
Now is the time to emigrate to the Garden of America.
A free passage, and all found, is offered at New Orleans to all applicants. Every settler receives a location of **EIGHT HUNDRED ACRES OF LAND.**

On the 23d of February, a force of 1000 Mexicans came in sight of San Antonio, and on the 25th, Gen. St. Anna arrived at that place with 1200 more men, and demand a surrender of the fort held by 150 Texans, and on the refusal, he attempted to storm the fort, twice, with his whole force, but was repelled with the loss of 300 men, and the Americans lost none. Many of his troops, the liberals of Zacatecas, are brought on to Texas in irons and are urged forward with the promise of the women and plunder of Texas.
The Texas forces were marching to relieve St. Antonio, March the 2d. The Government of Texas is supplied with plenty of arms, ammunition, provisions, &c. &c.

SEND FOR A COPY OF
THE NEW PENSION LAW.

Ho! for Texas!
THE LONE STAR STATE!

Where Lands are Cheaper than in any other State in the Union, and where can be and is raised a Greater Variety of Crops than in any other two.

The State controlling her lands, I have to offer certificates for the location of the choice of her lands, which are leased direct from the State, at from 25 cents to \$1.00 per acre, the latter being by special legislation, free for 20 years from any State, Municipal or other tax, all of which I will sell for per cash value property received; or to those who wish to purchase in gross, making the best kind of an investment. I have also to offer lands in all parts of the State at from 25 cents to \$1.00 per acre, so that if you have a preference you need not go elsewhere to be misled.

When writing me make a full statement of what you want, the amount wanted, what you desire to advance in payments, etc. and I will be pleased to give you if possible the desired information, together with reference to the lands also how to get them, making the property and a full list of the same, and with the aid of good reliable men residing in Texas, we can induce you as near as any one else to that which you may expect to find upon a personal investigation, or the advantage of a section which differs from other portions of the South, is blessed with a healthy temperate climate, having a population composed in part of enterprising settlers from all portions of the Northern States. Texas, unlike the old Southern States, is progressive, and is ready taking her place among the more advanced States of the Union.

For full particulars address, with stamp,
D. H. TALBOT, Sioux City, Iowa.

Claims against the government for bonuses, or other classes of claims, prompt, by affidavit of the **New Pension Law**, giving \$5.00 per month to the survivor who has been in the army or navy, or in the service of the United States, and who has no other means of support. Agents wanted in all parts of the country to look them up. As no charge are made unless successful, would you to confer a 5 cent stamp for an answer.

WANTED, all classes of Scrip and Warrants given to Soldiers or their heirs who served between the years 1790 and March 3, 1850, in any Militia in or U. S. service, if not already issued by the General or any State Government. For which I will pay the highest cash value.
Daily Journal Sioux Print, Sioux City.

All Aboard For Texas!
Grand Texas Excursion!
UNDER THE MANAGEMENT OF
HENRY H. HANNAN,
Land Emigration Agent,
SWAN CREEK, OHIO.
LEAVES POMEROY AND GALLIPOLIS, O.,

Stopping at all way points, via Steamer Telegraph, and



Design Your Own Currency

Name: _____

When Texas won its independence, there was lots of essential printing to be done. Because printing and printed documents represent practical tools of a government's authority to create laws, to issue currency, and to enforce titles of land ownership, printers such as Samuel Bangs were important during this era. The Republic of Texas needed a new form of currency; after all, they couldn't keep using Mexican currency.

Now that you've seen a few of the treasury notes used by the newly independent Texas government, think of what kind of images and words you would want on your own currency. What values do you consider to be important (such as unity or liberty), and what symbols would you use to represent them? If you had the opportunity to create a new type of money for a new republic, what would you design?

Draw your ideas on the currency below (front and back). Make sure to sign it for authenticity!



The Mexican Revolution


Name: _____

Jovita Idár (1885-1946)



A native Texan from Laredo, Texas, Jovita Idár played a key role in Mexican-American rights through journalism and political activism. With her family in 1911, she helped form the First Mexican Congress, and she founded *La Liga Feminal Mexicaista* to support women's rights. She helped by writing for her father's newspaper *La Cronica* to advocate these rights.

At one point in her journalism career, she wrote an opinion article criticizing Woodrow Wilson's order to send troops to the Texas border during the Mexican Revolution. Texas Rangers, who were known to be violent at the time of the Revolution, came to shut down the newspaper after the article. When they arrived, Idár was waiting at the front door, blocking them from entering the office. She refused to move citing that it violates the first amendment. Eventually, they turned around. *In the comic strip to the right, draw this scene in a comic strip style, adding words and phrases that might have been exchanged between Idár and the Texas Rangers, including the final moment of defeat. Use thought and speech bubbles, and other comic trademarks to create a fun interpretive drawing. Get creative and use colors!*



Post-Visit Discussion

Name: _____

Use the questions below to prompt discussion and reflection after the museum trip.

1. What was your favorite exhibit?
2. What's one thing you learned from the activities?
3. What's one thing that surprised you?
4. Is there anything you wished you could have seen more of?
5. Would you want to be a frontier printer? What challenges would you foresee in being a printer in a new place and setting up a print shop?
6. Why were printers such as Samuel Bangs so important to Texas history?
7. Why do you think Texas had a revolution and fought for its independence from Mexico?
8. Why do you think Texas was annexed by the United States?
9. If you could live in any era of Texas history (i.e. Mexican Texas, during the Revolution, The Republic of Texas, or as a new state) which one would you choose and why?
10. What's one question you have after the trip?